



Table

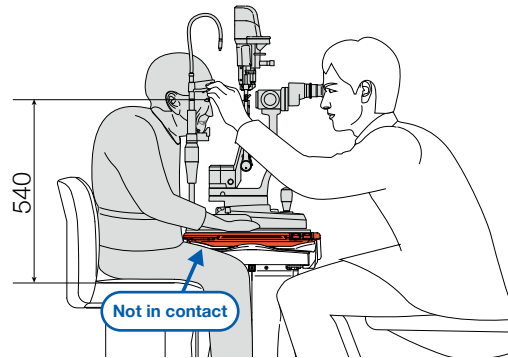
Slide Mechanism Removed to Reduce Table Top Thickness

The previous sliding table contained the slide mechanism in the underside of the table, by adopting a new slide mechanism design and removing the slide mechanism from the table top, all mechanical parts on the underside of the table are now discreetly enclosed and protected by the back plate. This eliminates any concerns such as patients accidentally touching the mechanical parts or their clothes becoming contaminated with oil.



Ultra-Thin Table Top

The table top is now 40% thinner than the previous model, accommodating all patient heights sufficiently with the increased space below the table top. It is now more convenient to use a slit lamp for patients with curved backs and children with an eye height of only 540 mm from the seat surface, when used in conjunction with Takagi 700GL, 30GL, 4ZL, and 2ZL Slit Lamps. The minimum height of the new motorised patient chair CR-750S is 400 mm, 30 mm lower than the previous model. By combining ST-50 and CR-750S, tall patients can be examined easily by lowering the seat position, without hitting their folded knees to the underside of the table. The large space below the table top allows patients in wheelchairs to be examined quickly and comfortably.



Choice of Automatic and Manual Sliding

Automatic or manual sliding function can be used as required, e.g. simply slide the table out using manual mode then slide back using automatic mode, if the user feels more comfortable doing so due to a patient's condition.



Swipe Function (Factory Option)

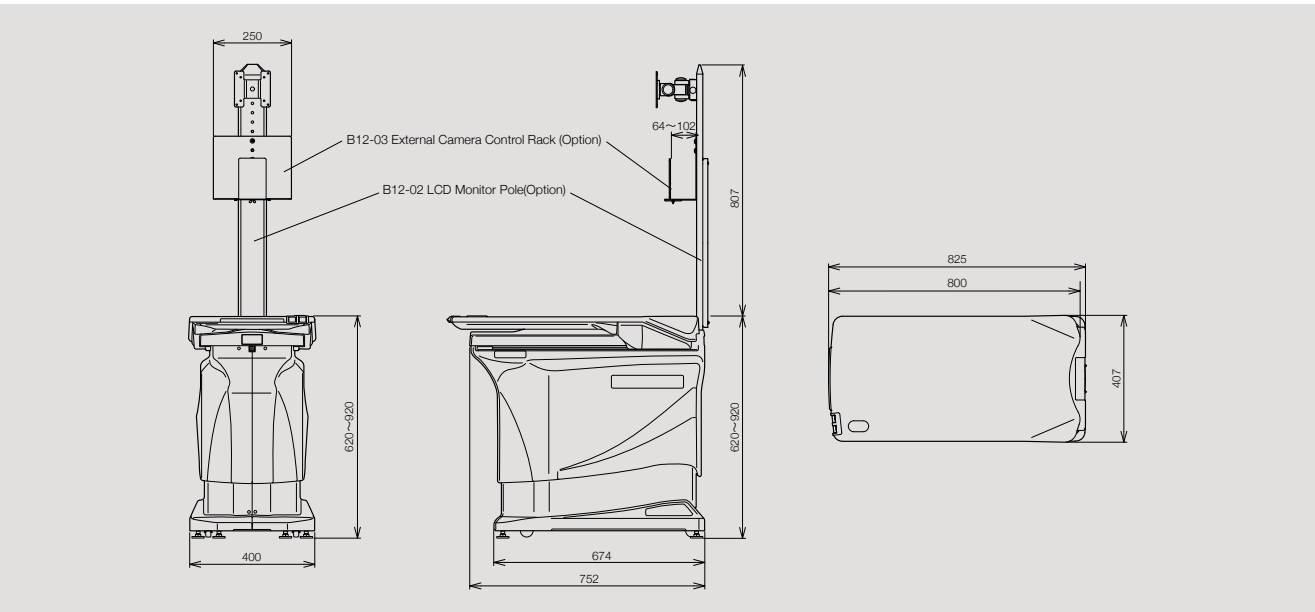
The motorised table slides by swiping the touch sensitive part where the blue light flashes, sensing the direction of the finger movement. Intuitive operation is possible by swiping in and out for the required table direction, achieving ease of use and safety.



Specifications

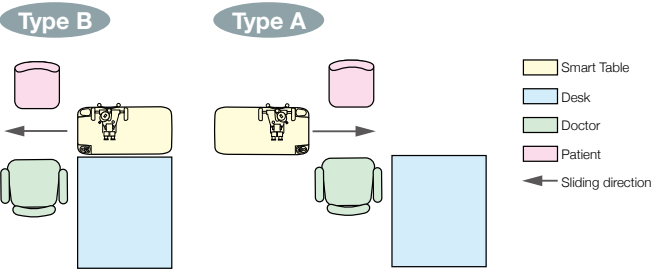
Minimum height	620mm
Maximum height	920mm
Slide stroke	500mm
Slide speed	Switchable in 5 steps (2.5 sec., 3.0 sec., 3.5 sec., 4.0 sec., and 4.5 sec.) The slide speed means the time of the 500mm sliding time scale from pressing the IN or OUT switch until the table stops.
Allowable load	30kg
Power supply for slit lamp	Slit lamp installation kits for various manufacturers are available. Contact our sales department for full details.
Power	AC100V - 230V 50-60Hz
Power consumption	1500VA
Auxiliary electrical outlets	2 outlets
Weight	103 kg (including balancing weights exclusive of options)

Dimensions



Layout

There are two types, Type A and Type B. They are set at the time of production and cannot be converted into the other type during the installation.



•Design and specifications are subject to change as improvements are made to the product.



For The Americas, Asia-Pacific & Middle East
TAKAGI SEIKO CO., LTD.
330-2 Iwafune, Nakano-shi, Nagano-ken, 383-8585, Japan
TEL : +81(0)269-22-4511(Switchboard) URL : <https://www.takagi-j.com>

For Europe & Africa
Takagi Ophthalmic Instruments Europe Ltd
Citylabs 1.0, Nelson Street, Manchester, M13 9NQ, UK
TEL : +44 (0)161 273 6330 URL : <https://www.takagieurope.com>



<https://www.takagi-global.com>




SGS
TAKAGI SEIKO CO. LTD.
CE



Smart Table ST-50



Serving Your Vision





Smart Table
ST-50

The Quintessential Slit Lamp Table



Considering the safest and most ideal conditions for using a slit lamp, it is best if the slit lamp is floating in the air and free of interference from the table. In order to get as close as possible to that state, we have developed a slide mechanism that does not attach to the table. As a result, the tabletop of this ultimate smart table is so thin that it feels like there is nothing between the patient and the user other than the slit lamp. The slit lamp on the table easily moves up and down for best positioning and retracts neatly when not in use, providing complete safety and optimal inspection time.

Safety

Elevation Safety Switch

The plate section which covers the complete under side of the table is now the touch sensitive elevation safety switch, enhancing safety remarkably. When something touches the plate such as a patient's legs, the buzzer beeps and the switch panel turns red to alert the operator.

Slide Safety Switch

The slide stop switch on the table top can swiftly halt the sliding motion by either pressing or touching it during the automatic sliding procedure.

Fall Prevention Guard

The table top has a lipped edge guard to prevent instruments falling.



Elevation Switches

Elevation of Table and Motorised Patient Chair

Two LED backlit switches, tactile through three-dimensional modeling, for raising and lowering the table and the connected motorised patient chair. By pushing down with a thumb to lower, and up with a finger to raise, intuitive operation is now achieved as the direction to push the switches and the direction of the table and chair movement are the same.

*Only Optional Takagi motorised patient chairs can be connected to ST-50.



Underfoot Space

Minimum Table Height 620mm

Minimum table height is now 50mm lower than the previous model, comfortably accommodating all patients.

Elevation Stroke 300mm

The 300mm elevation stroke easily accommodating all patients.

Slide Stroke 500mm

The slide stroke is now increased to 500 mm, giving increased underfoot space.



New Design

Minimized Cable Exposure

With safety and aesthetics in mind, a power cable and video camera cable can be stored inside the cable access cover, minimizing external cable exposure.

Storage Space for TV Camera Control Unit

Single TV camera control unit and outlets to supply power to the TV camera control unit are equipped as standard.

*Please contact our sales department for full details on storable camera control units.



Options

B12-02 LCD Monitor Pole

B12-03 External Camera Control Rack

The LCD monitor pole can be attached, allowing an LCD monitor to be positioned close to the doctor and patient while not interfering with the slit lamp examination. The rack for a TV camera control unit can also be attached to the pole.

Slit Lamp Installation Kits

Slit lamp installation kits for various manufacturers are available. Please contact our sales department for full details.



UN-21 Full Reclining Chair

UN-21 can be connected to ST-50 as a full reclining chair. Please contact our sales department for full details.



CR-750S Motorized Patient Chair (Green, Blue, Pink, and Blue/ROHS2)

The Americas, Asia-Pacific & Middle East : Pink, Blue and Green
Europe & Africa: Blue/ROHS2 compliant



*Blue - please see the CR-750S brochure for the colour variation.