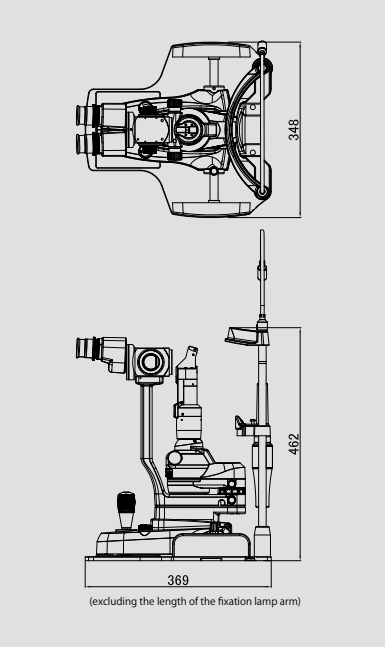




Major Specifications

Model		4ZL	2ZL
Microscope	Type	Galilean converging binocular stereomicroscope	
	Magnification change	Five-position rotating drum	Three-position rotating drum
	Eyepieces	16x wide-field, high-eyepoint	
	Total magnification	6.3x, 10x, 16x, 25x, 40x	10x, 16x, 25x
	Real field of view (diameter)	35.9mm, 23.3mm, 14mm, 8.8mm, 5mm	23.3mm, 14mm, 8.8mm
	Interpupillary adjustment	52 - 82mm	
	Diopter adjustment range	+/- 7 diopters	
Base Unit	Horizontal (coarse) movement	105mm	
	Horizontal (fine) movement	15mm	
	Vertical movement	30mm	
Chinrest Unit	Elevation stroke	95mm	
Illumination Unit	Slit width	0-14mm continuously variable	
	Aperture diaphragm (diameter)	Ø14, Ø8, Ø5, Ø3, Ø0.3mm	
	Filters	Blue filter, Red free filter, Blue correction filter	
	Light source	LED	
Power Unit	Power supply	AC100V - 240V (+/- 10%)	
	Power consumption	DC5V 2A	
Fixation Light Unit	Fixation light source	Red LED	
Background Illumination		Built-in	Not equipped
Weight		11.5kg	11kg

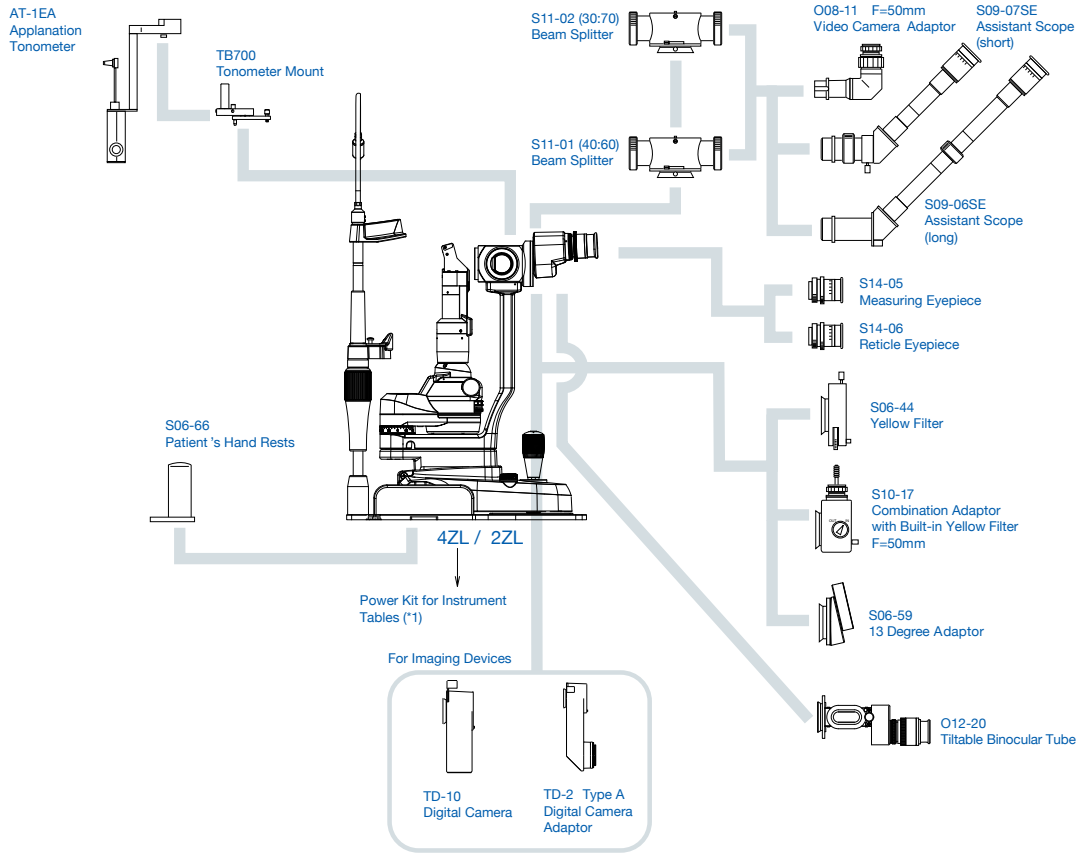
Dimensions



Slit Lamp Microscope 4ZL/2ZL

Serving Your Vision

Optional Components



*1: For further information on power kits, contact our SalesDepartment.

• Design and specifications are subject to change as improvements are made to the product.



For The Americas, Asia-Pacific & Middle East
TAKAGI SEIKO CO., LTD.
330-2 Iwafune, Nakano-shi, Nagano-ken, 383-8585, Japan
TEL : +81(0)269-22-4511(Switchboard) URL : <https://www.takagi-j.com>

For Europe & Africa
Takagi Ophthalmic Instruments Europe Ltd
Citylabs 1.0, Nelson Street, Manchester, M13 9NQ, UK
TEL : +44 (0)161 273 6330 URL : <https://www.takagieurope.com>



Slit Lamp Microscope 4ZL/2ZL



4ZL: High-performance high-grade slit lamp with a 5-step magnification changer, a powerful all-rounder offering total application flexibility

2ZL: Functional high-grade slit lamp with a 3-step magnification changer, an all-rounder ideally suited for routine screening applications

Design

High-grade Slit Lamps without a cable

- 4ZL: High-performance with a 5-step magnification changer
- 2ZL: Excellent performance with a 3-step magnification changer
- Innovative Design: No cables are exposed. Even the power supply cable is concealed.
- Even cables for connecting an imaging system can be concealed.
- New product color

LED

New LED Optimized Slit Lamp

- One of the best advantages of LED illumination is that affected anatomy and structures of the eye can now be more clearly and visibly seen because the peak wavelength of LED light appears in the region which is more sensitive to the human eye.
- We haven't simply replaced the halogen light source with an LED type, 4ZL / 2ZL have been designed and engineered from scratch to accommodate the new superior LED lamp.
- LED optimized 4ZL / 2ZL provide brighter and sharper light.

Use of Uniform LED Illumination

- The LED slit lamps with a color temperature of 3500 K provide brighter and sharper light than halogen.
- A 1-element high-luminance LED is used for 4ZL / 2ZL providing a uniform and even light compared to multiple element LED's.

Reduction of the Characteristic Blue Light of LED

- The projected light is soft and easy on patients' eyes by reducing the peak of the characteristic blue band spectrum of LED.

Optical Design

Converging Binoculars

- Binocular tubes with a 6-degree convergence provide easy binocular fusion, ensuring stress-free observation.

Usability and Ergonomics Tailored for You

Improvement of Usability

- The size, placement and other features of various controls are reconsidered based on ergonomics in order to enhance usability

Built-in Background Illumination (4ZL only)


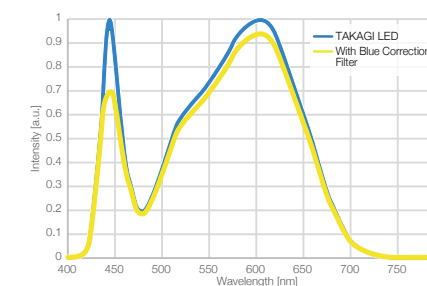
- For use with an imaging system, the background illumination is now equipped in 4ZL as standard.
- The color balance of an image taken through 4ZL is not lost because the same LED is used for both main light source and background illumination.
- Intensity of the background illumination is adjustable by hand using the lower left hand side control.

Reduction of Patient's Uneasiness

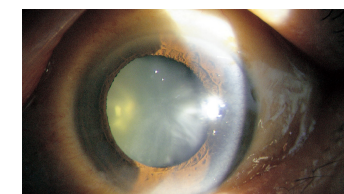
- When 4ZL / 2ZL are switched on, a circular blue LED lights up around the lower part of the slit unit, which does not disturb the examination. The blue LED light is associated with mental calmness, reducing patient's uneasiness.
- Because the circular blue LED indicates the power is on, the users can examine with 4ZL / 2ZL at ease.

Various Options

- Patient's hand rests and various other options for 4ZL/2ZL are available according to users' requirements and application.



Bright and Sharp LED light source



With Blue Correction Filter

